





# Poll on Gov. Blagojevich

Conducted the evening of July 12, 2007

Total participants: 2,568





*Date of calls: July 12, 2007*  
*Sample size: 2,568*  
*Margin of Error: ±1.93%*  
*Sample makeup: Likely voters*  
*Poll type: Automated*

TOPLINES

**Poll on Governor Blagojevich**

July 12, 2007 – CLIENT: Confidential

**In general, do you APPROVE or DISAPPROVE of the job Gov. Blagojevich is doing right now?**

	Percentage
Approve	25.27%
Disapprove	64.41%
Unsure	10.32%

**As you may know, the Illinois General Assembly and Governor Rod Blagojevich have not reached agreement on a new state budget and they have been in an overtime session for more than a month. Governor Blagojevich wants to raise taxes by billions of dollars to pay for new spending on schools, universal health care, and to fund pensions for state employees. In an attempt to get his new spending approved, the governor has been calling the legislature daily into special sessions, which costs taxpayers \$40,000 per day. Considering everything you may know about this situation, has your opinion of the governor gotten better, worse or stayed about the same since this expensive overtime session began?**

	Percentage
Better	8.76%
Worse	62.75%
Same	28.49%

## CROSS-TABS

**Poll on Governor Blagojevich**

July 12, 2007 – CLIENT: Confidential

**Cross-Tabulation between REGION & APPROVE/DISAPPROVE**

	APPROVE/DISAPPROVE ON JOB PERFORMANCE			
REGION	Approve	Disapprove	Unsure	Total
Chicago	48.57%	38.86%	12.57%	100.00%
Cook	32.86%	56.97%	10.17%	100.00%
Collar	23.93%	64.11%	11.96%	100.00%
Downstate	16.68%	74.33%	8.99%	100.00%
<b>Total</b>	<b>25.27%</b>	<b>64.41%</b>	<b>10.32%</b>	<b>100.00%</b>
	100.00%	100.00%	100.00%	100.00%

**Cross-Tabulation between REGION & CHANGE IN OPINION DUE TO CURRENT CIRCUMSTANCES**

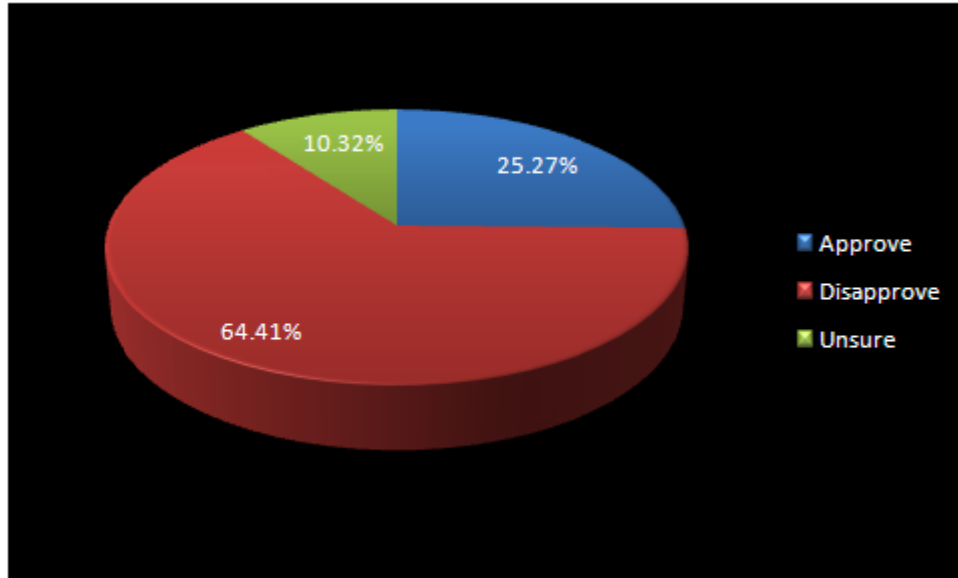
	BETTER OR WORSE OPINION			
REGION	Better	Worse	Same	Total
Chicago	19.84%	40.08%	40.08%	100.00%
Cook	10.50%	56.85%	32.65%	100.00%
Collar	9.62%	59.83%	30.56%	100.00%
Downstate	5.07%	71.58%	23.35%	100.00%
<b>Total</b>	<b>8.76%</b>	<b>62.75%</b>	<b>28.49%</b>	<b>100.00%</b>
	100.00%	100.00%	100.00%	100.00%

G R A P H S

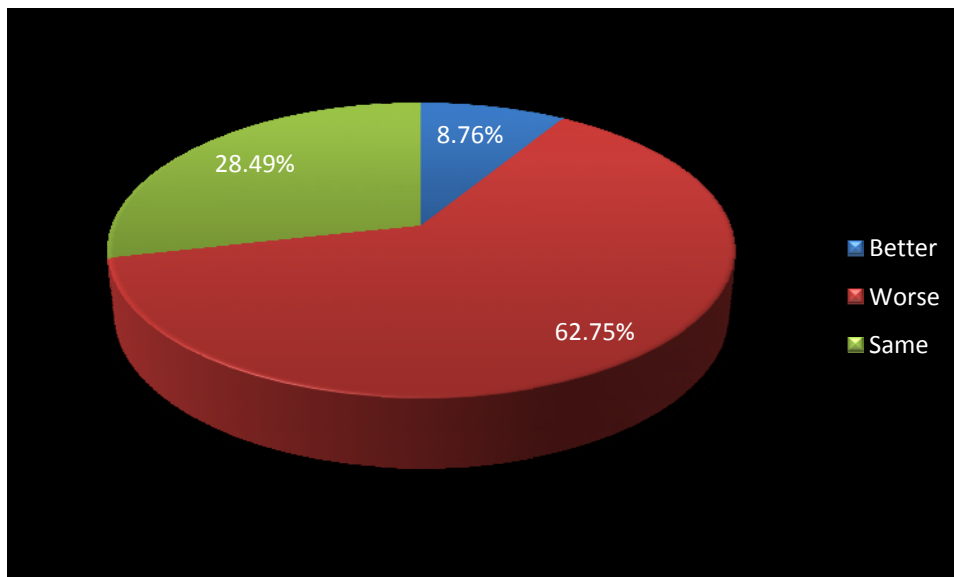
# Poll on Governor Blagojevich

July 12, 2007 – CLIENT: XPS-internal

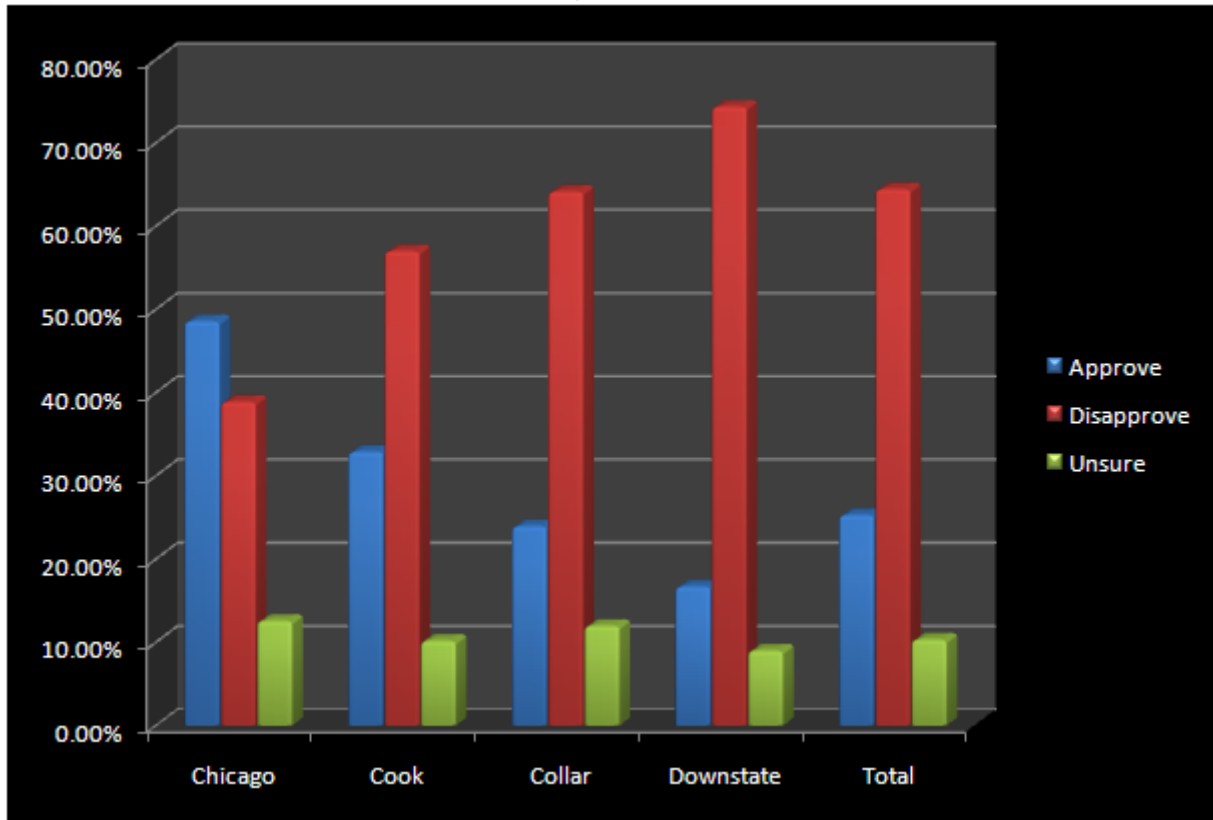
In general, do you APPROVE or DISAPPROVE of the job Gov. Blagojevich is doing right now?



Considering everything you may know about this situation, has your opinion of the governor gotten better, worse or stayed about the same since this expensive overtime session began?



Cross-Tabulation between REGION & APPROVE/DISAPPROVE



A division of Xpress Professional Services  
220 East Adams  
Springfield, Illinois 62701  
217-522-1257